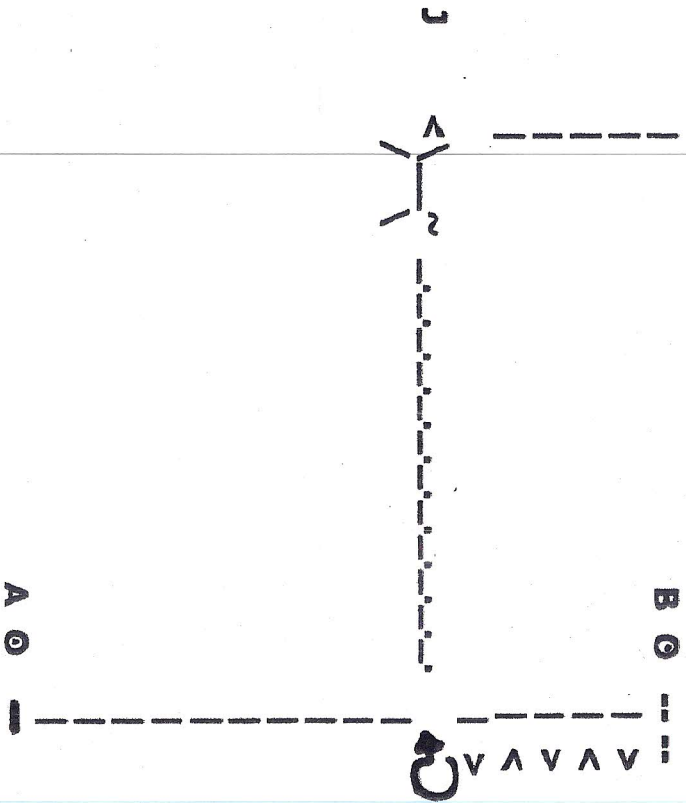


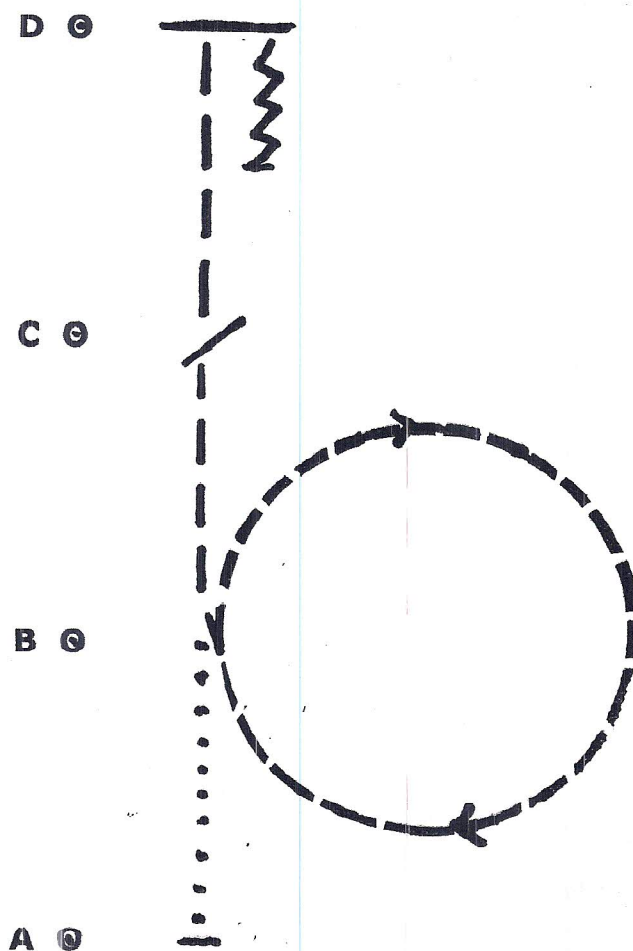
ALL SHOWMANSHIP



Be ready at cone

1. TROT A TO B
2. BACK. PERFORM 270 DEGREE TURN
3. WALK TO JUDGE AND SET UP
4. WHEN DISMISSED, DO 90 DEGREE TURN TROT STRAIGHT AWAY

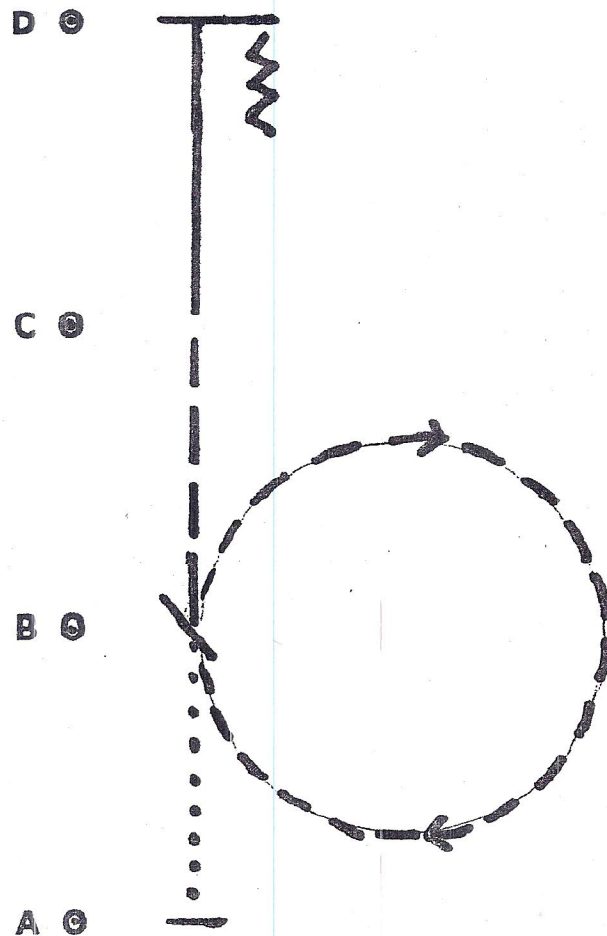
**ENGLISH EQUITATION
(WALK/TROT DIVISION)**



BE READY AT CONE A

- 1. WALK A TO B**
- 2. AT B, POSTING TROT CIRCLE TO RIGHT**
- 3. AT C, CHANGE DIAGONAL**
- 4. AT D, STOP AND BACK 4 STEPS**

**ENGLISH EQUITATION
("LOPING" DIVISION)**



BE READY AT CONE A

- 1. WALK A TO B**
- 2. AT B, POSTING TROT CIRCLE TO RIGHT**
- 3. AT B, CHANGE DIAGONAL AND POSTING TROT TO C**
- 4. AT C, DO LEFT LEAD CANTER TO D**
- 5. AT D, STOP AND BACK 4 STEPS**

