




Ranch Showmanship

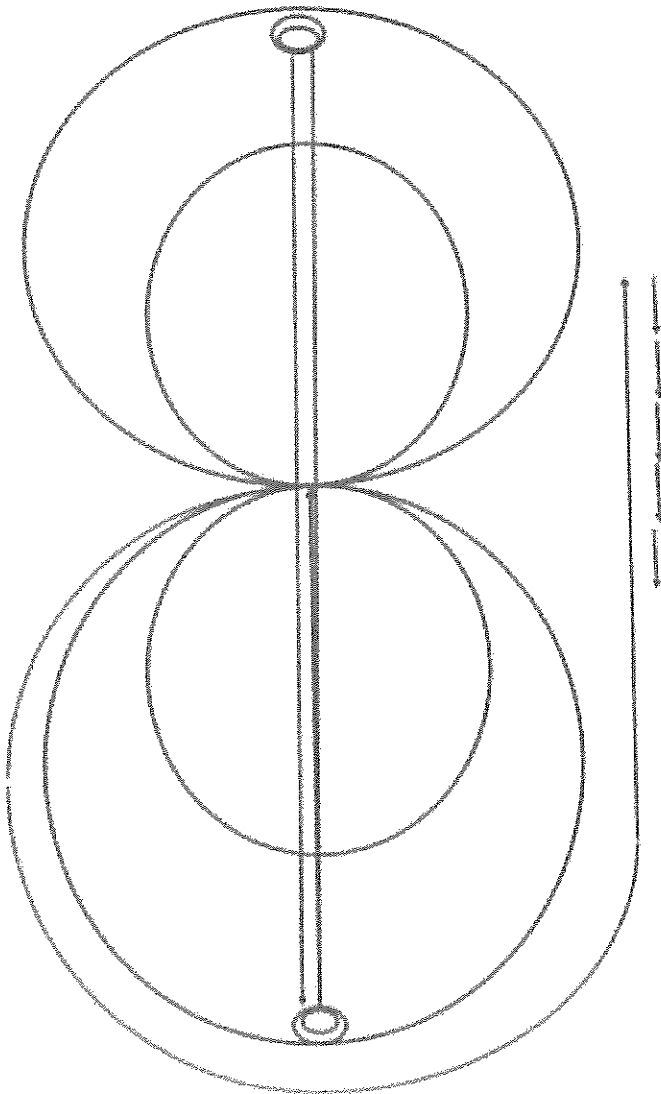
Instructions

1. Walk, stop
2. Back until hip is even with Judge
3. Execute $\frac{3}{4}$ turn
4. Trot to Judge, stop
5. Set up
6. Inspection
7. When dismissed, execute $\frac{1}{4}$ turn
8. Trot
9. Stop, hesitate briefly
10. Walk to exit



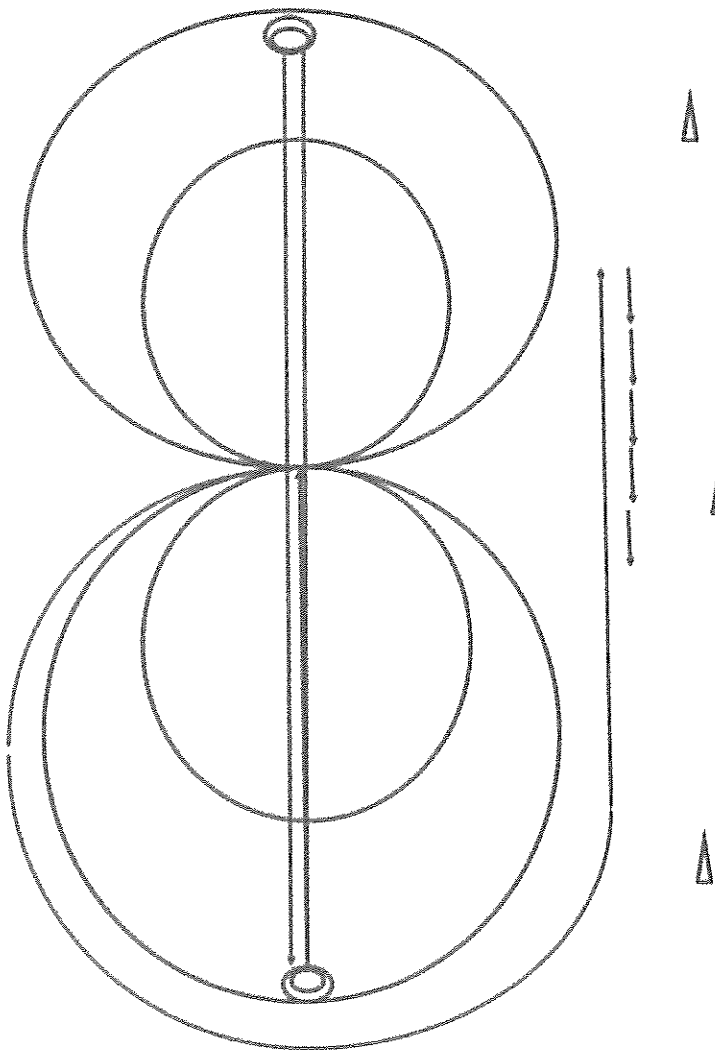


Ranch Reining W/T



1. Extended trot down past end marker; Stop
2. 2 1/2 Spins to the right
3. Run down past end marker; Stop
4. 2 1/2 Spins to the left
5. Extended Trot up to center marker and turn left, complete two circles, the first small slow, the second large fast
6. Complete two circles, large fast and second small slow.
7. Continue around end of arena, run down past center marker; stop ; back 8-10 feet

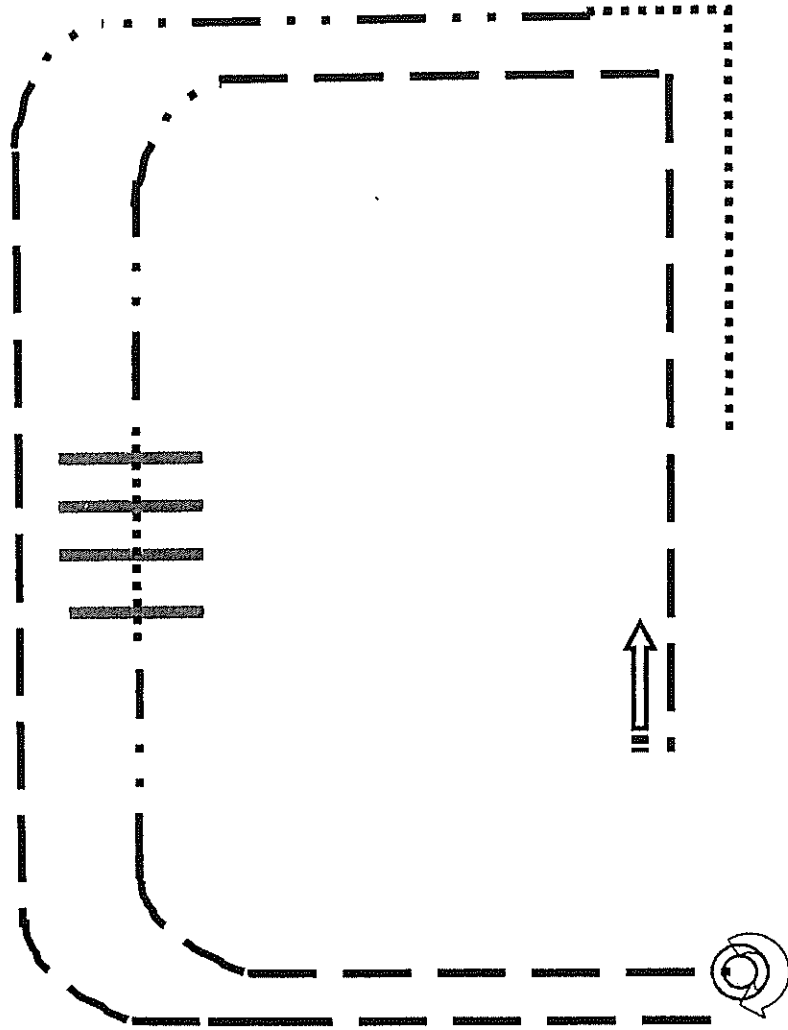
RANCH REINING PATTERN #8



1. Run down past end marker; Stop.
2. 2½ Spins to the right.
3. Run down past end marker; Stop.
4. 2½ Spins to the left.
5. Lope left lead up to center marker and turn left, complete two circles, the first small Slow, the second large fast.
6. Change to right lead and Complete two circles, large fast and second small slow.
7. Change to left lead and continue around end of arena, run down past center marker; stop; Back 8-10 feet.



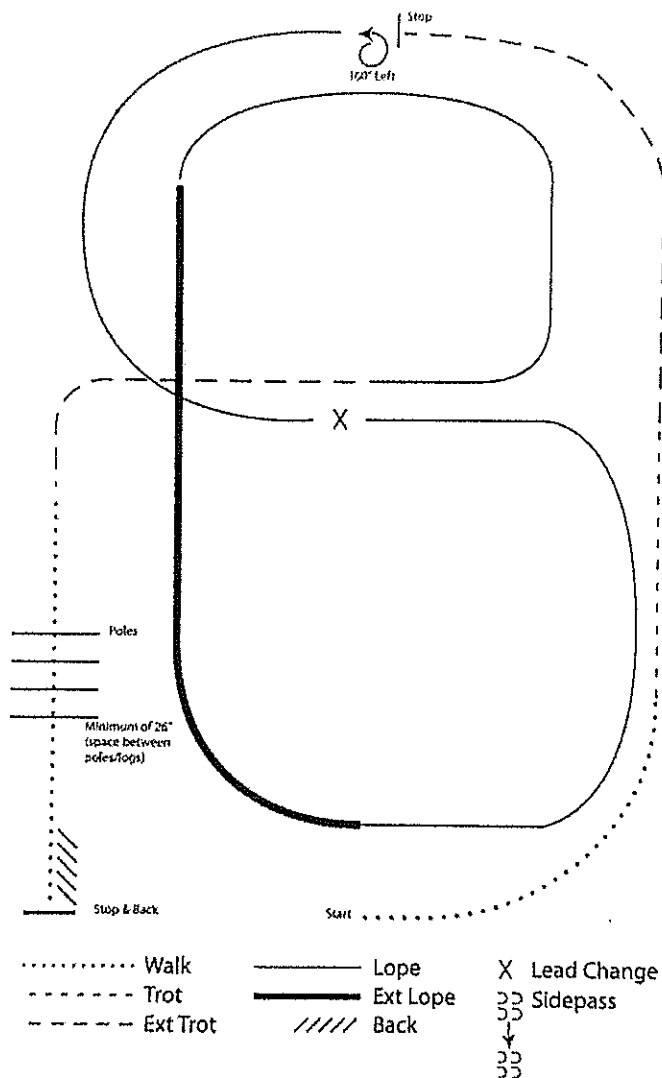
Ranch Riding (ALL WALK TROT CLASSES)



- 1) Walk, square corner
- 2) Trot, then break down to walk
- 3) Extended trot down arena and through corner
- 4) Stop, 450 degree turn to right
- 5) Extended trot, slow to jog to poles, walk poles
- 6) Jog, then extended trot through square corner
- 7) Stop and back



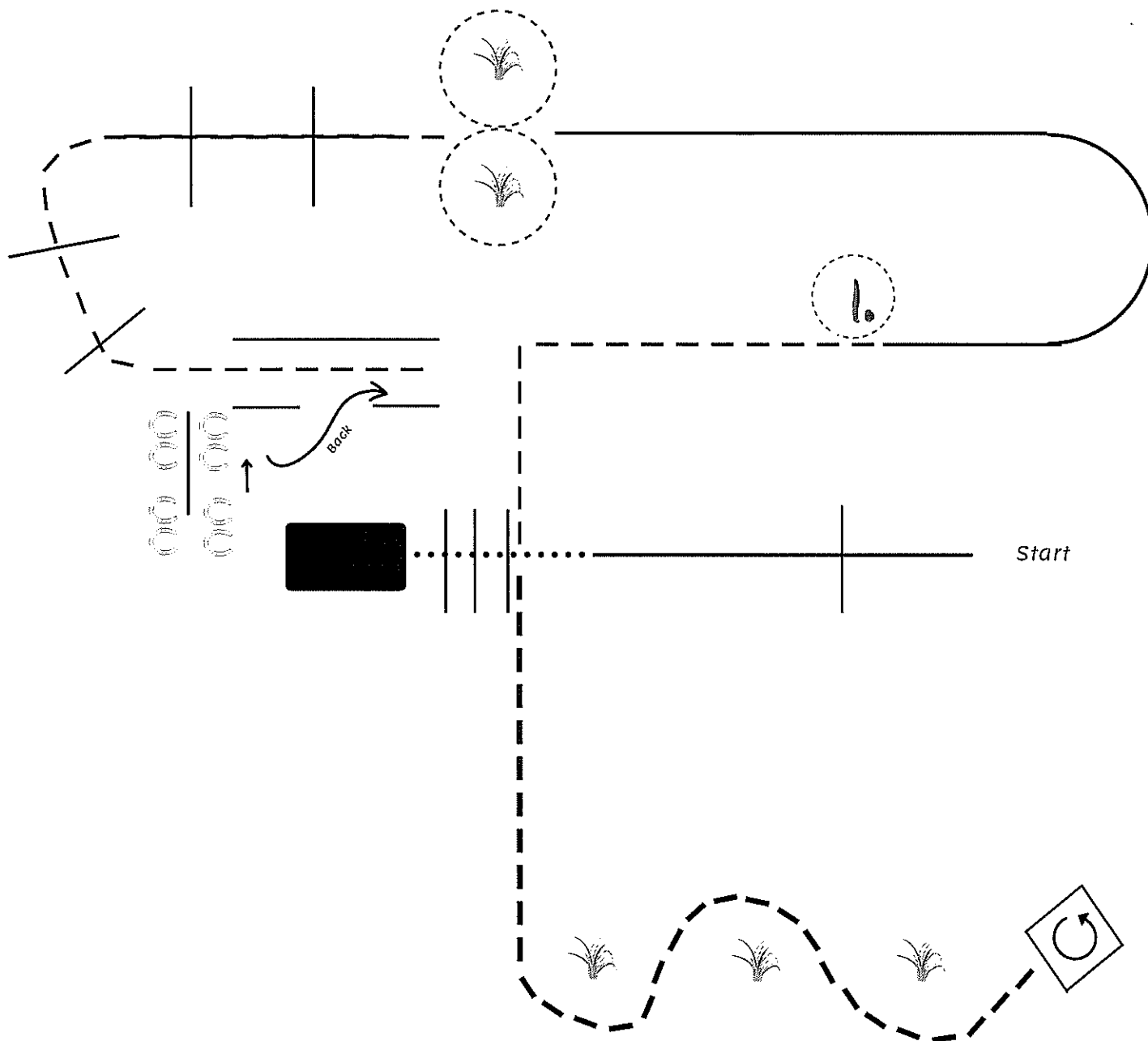
Ranch Riding (ALL CLASSES)



RANCH RIDING PATTERN 1

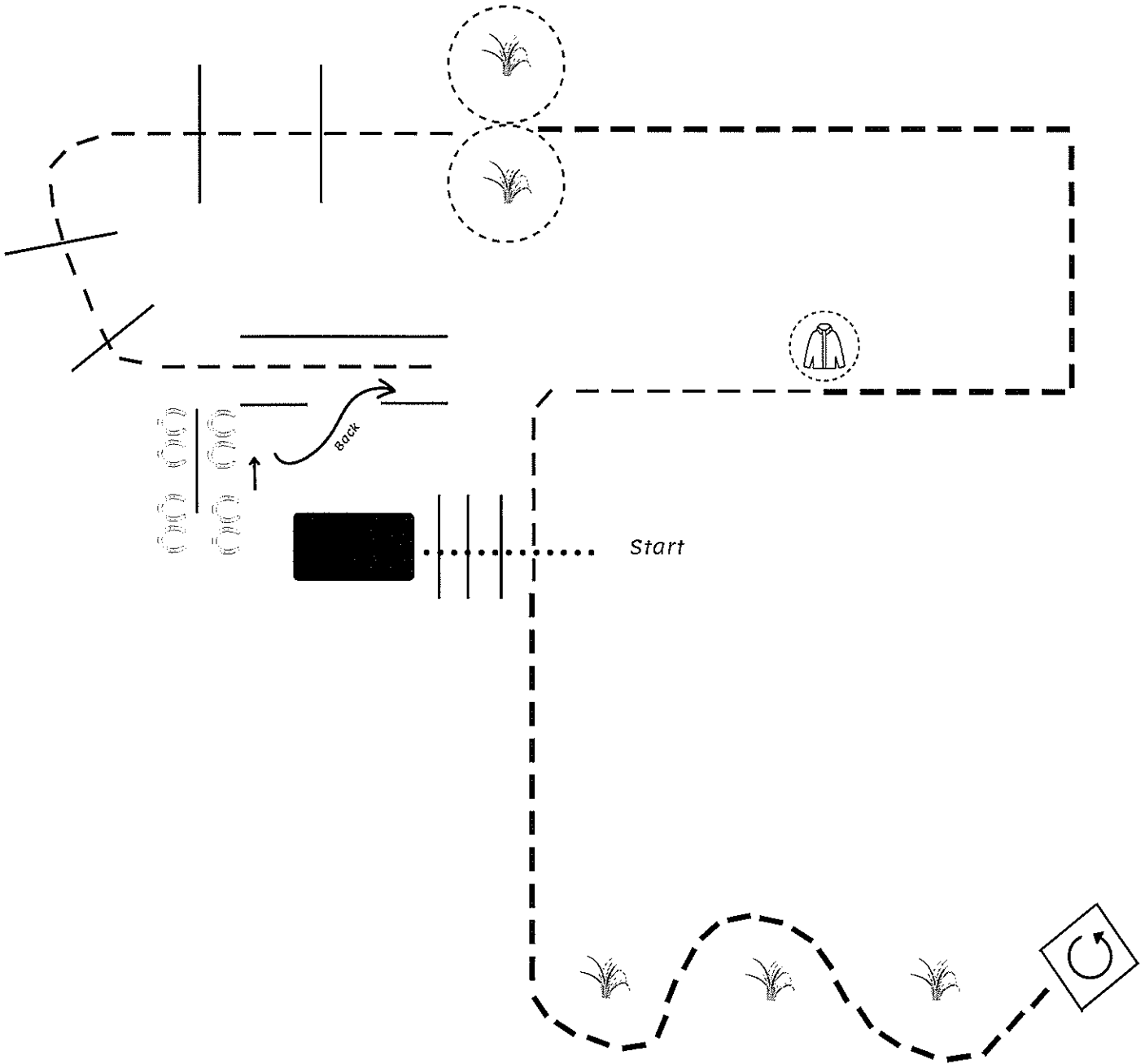
1. Walk
2. Trot
3. Extend the trot, at the top of the arena, stop
4. 360 degree turn to the left
5. Left lead ½ circle, lope to the center
6. Change leads (simple or flying)
7. Right lead ½ circle
8. Extended lope up the long side of the arena (right lead)
9. Collect back to a lope around the top of the arena and back to center
10. Break down to an extended trot
11. Walk over poles
12. Stop and back

RANCH TRAIL - WALK TROT LOPE



1. Lope left lead over log
2. Walk, walk over poles, and bridge
3. Stop, side pass right over pole
4. Back as shown and into chute
5. Trot over logs
6. Trot figure 8 (either way first)
7. Lope right lead
8. Stop, pick up ~~drag~~ extended walk circle, replace ~~drag~~
9. Trot, extended trot around cones as shown
10. Trot into box, stop, 360 left, walk out

RANCH TRAIL - WALK TROT



1. Walk, walk over poles and bridge
2. Stop, side pass right over pole
3. Back as shown and into chute
4. Trot over logs
5. Trot figure 8 (either way first)
6. Extended trot
7. Stop, pick up slicker, extended walk circle, replace slicker
8. Trot, extended trot around cones as shown
9. Walk into box, stop, 360 left, walk out